






Save on business trips around the world



Companies saved an average of 49% a night when their employees booked on Airbnb over traditional hotels.

Savings on International cities

Internationally, companies saved an average of 54% a night compared to traditional hotels.

RANK	CITY	AIRBNB ADR	HOTEL CHAIN ADR	COST SAVINGS
1	 Tokyo, Japan	\$85	\$251	66%
2	 Muscat, Oman	\$54	\$203	73%
3	 Zürich, Switzerland	\$117	\$265	56%
4	 London, England	\$144	\$270	47%
5	 Geneva, Switzerland	\$114	\$239	52%
6	Oslo, NO	\$85	\$198	57%
7	Tel Aviv, IL	\$98	\$273	64%
8	Milan, IT	\$91	\$212	57%
9	Paris, FR	\$97	\$223	56%
10	Hong Kong, HK	\$105	\$251	58%
11	Basel, CH	\$135	\$233	42%
12	Kuwait City, KW	\$113	\$230	51%

Savings have been calculated based on average daily hotel rates from the [BTN Corporate Travel Index](#), and actual work trips booked on Airbnb.*

Save on business trips around the world

Savings on International cities (continued)

RANK	CITY	AIRBNB ADR	HOTEL CHAIN ADR	COST SAVINGS
13	Munich, DE	\$89	\$177	50%
14	Seoul, KR	\$69	\$199	65%
15	Sydney, AU	\$125	\$234	47%
16	Copenhagen, DE	\$112	\$221	49%
17	Cologne, DE	\$91	\$165	45%
18	Rome, IT	\$82	\$198	59%
19	Stockholm, SE	\$108	\$185	41%
20	Brussels, BE	\$69	\$184	62%
21	Ōsaka-shi, JP	\$62	\$209	70%
22	Riyadh, SA	\$82	\$214	61%
23	Amsterdam, NL	\$154	\$193	20%
24	Shanghai, CN	\$65	\$159	59%
25	Luxembourg, LU	\$107	\$215	50%
26	Barcelona, ES	\$103	\$187	45%
27	Helsinki, FI	\$90	\$190	53%
28	Lyon, FR	\$67	\$166	60%
29	Singapore, SG	\$117	\$198	41%
30	Taipei, TW	\$61	\$198	69%
31	Stavanger, NO	\$62	\$173	64%
32	Auckland, NZ	\$105	\$218	52%
33	Athens, GR	\$48	\$185	74%
34	Dublin, IE	\$132	\$219	40%
35	Edinburgh, GB	\$106	\$192	45%
36	Frankfurt, DE	\$94	\$177	47%

Save on business trips around the world

Savings on International cities (continued)

RANK	CITY	AIRBNB ADR	HOTEL CHAIN ADR	COST SAVINGS
37	Melbourne, AU	\$101	\$205	51%
38	Grenoble, FR	\$46	\$127	64%
39	Abu Dhabi, AE	\$97	\$152	36%
40	Madrid, ES	\$77	\$175	56%
41	The Hague, NL	\$78	\$157	50%
42	Prague, CZ	\$55	\$149	63%
43	Lisbon, PT	\$75	\$164	54%
44	Dubai, AE	\$120	\$174	31%
45	Vienna, AT	\$62	\$157	60%
46	Hamburg, DE	\$75	\$155	52%
47	San Juan, PR	\$95	\$190	50%
48	Stuttgart, DE	\$76	\$155	52%
49	Vancouver, CA	\$117	\$175	33%
50	Antwerpen, BE	\$72	\$141	49%
51	Toronto, CA	\$110	\$160	31%
52	Düsseldorf, DE	\$92	\$151	39%
53	Nice, FR	\$71	\$151	53%
54	Berlin, DE	\$76	\$146	48%
55	Lima, PE	\$49	\$187	74%
56	Birmingham, GB	\$92	\$147	37%
57	Glasgow, GB	\$88	\$161	45%
58	Doha, QA	\$64	\$167	62%
59	Manchester, GB	\$93	\$167	44%
60	Shenzhen, CN	\$47	\$130	64%

Save on business trips around the world

Savings on International cities (continued)

RANK	CITY	AIRBNB ADR	HOTEL CHAIN ADR	COST SAVINGS
61	Beijing, CN	\$76	\$141	46%
62	Nairobi, KE	\$43	\$195	78%
63	Buenos Aires, AR	\$51	\$156	68%
64	Lagos, NG	\$69	\$211	67%
65	Moscow, RU	\$63	\$157	60%
66	Quito, EC	\$37	\$146	75%
67	Kiev, UA	\$44	\$205	79%
68	Ottawa, CA	\$84	\$155	46%
69	Santiago, CL	\$55	\$163	66%
70	Montréal, CA	\$86	\$148	42%
71	Calgary, CA	\$75	\$141	47%
72	Rotterdam, NL	\$78	\$146	47%
73	Guangzhou, CN	\$54	\$130	59%
74	São Paulo, BR	\$58	\$134	57%
75	Hanoi, VN	\$36	\$163	78%
76	Warsaw, PO	\$47	\$140	66%
77	Panama City, PA	\$77	\$126	39%
78	Bratislava, SK	\$52	\$128	60%
79	Saint Petersburg, RU	\$44	\$157	72%
80	Manila, PH	\$43	\$170	75%
81	Budapest, HU	\$46	\$136	66%
82	Rio de Janeiro, BR	\$49	\$114	57%
83	Istanbul, TR	\$48	\$123	61%
84	Mexico City, MX	\$56	\$139	59%

Save on business trips around the world

Savings on International cities (continued)

RANK	CITY	AIRBNB ADR	HOTEL CHAIN ADR	COST SAVINGS
85	San Salvador, SV	\$59	\$132	56%
86	Bucharest, RO	\$40	\$136	71%
87	Johannesburg, ZA	\$43	\$135	68%
88	New Delhi, IN	\$60	\$131	55%
89	Bangkok, TH	\$41	\$132	69%
90	Kuala Lumpur, MY	\$38	\$112	66%
91	San José, CR	\$51	\$128	60%
92	Mumbai, ON	\$71	\$132	47%
93	Guayaquil, EC	\$48	\$117	59%
94	Jakarta, ID	\$37	\$135	72%
95	Guatemala City, GT	\$44	\$122	64%
96	Bogotá, CO	\$42	\$139	70%
97	Tianjin, CN	\$80	\$97	18%
98	Cape Town, ZA	\$63	\$127	51%
99	Bangalore, IN	\$26	\$123	79%
100	Cairo, EG	\$52	\$135	61%

Methodology

*Airbnb price data is from actual business travel reservations by guests on the Airbnb platform. Hotel price data is the blended average daily hotel rates from the [Business Travel News Corporate Travel Index](#). Data compared was for January through November of 2017 and Airbnb data was based on reservations for entire homes consisting of one bedroom and studio listings.

Amounts used in the calculations excluded occupancy taxes and FX/VAT fees. The global savings (49.4%) were calculated on a weighted average of daily rates by number of nights traveled in US and international locations. Because there was a higher volume of international nights booked, the global average reflects more international savings (54.5%) than US (38.6%). Savings are not guaranteed and will depend on the listing actually booked.