






# Save on business trips around the world



Companies saved an average of 49% a night when their employees booked on Airbnb over traditional hotels.

## Savings on US cities

In the US, companies saved an average of 38% a night compared to traditional hotels.

RANK	CITY	AIRBNB ADR	HOTEL CHAIN ADR	COST SAVINGS
1	 New York City, NY	\$191	\$330	42%
2	 San Francisco, CA	\$195	\$333	42%
3	 Boston, MA	\$187	\$303	38%
4	 Washington, D.C.	\$135	\$283	53%
5	 Chicago, IL	\$127	\$238	46%
6	San Jose, CA	\$143	\$245	41%
7	Seattle, WA	\$145	\$231	37%
8	Los Angeles, CA	\$134	\$225	40%
9	Santa Barbara, CA	\$127	\$215	41%
10	Oakland, CA	\$116	\$211	45%
11	Honolulu, HI	\$134	\$208	36%
12	Hartford, CT	\$109	\$199	46%

Savings have been calculated based on average daily hotel rates from the [BTN Corporate Travel Index](#), and actual work trips booked on Airbnb.\*

# Save on business trips around the world

## Savings on US cities (continued)

RANK	CITY	AIRBNB ADR	HOTEL CHAIN ADR	COST SAVINGS
13	White Plains, NY	\$140	\$198	29%
14	Philadelphia, PA	\$108	\$193	44%
15	Nashville, TN	\$141	\$190	26%
16	Detroit, MI	\$115	\$189	39%
17	Austin, TX	\$145	\$187	23%
18	Denver, CO	\$126	\$185	32%
19	Portland, OR	\$113	\$182	38%
20	Miami, FL	\$124	\$185	33%
21	Baltimore, MD	\$98	\$176	44%
22	New Orleans, LA	\$142	\$175	19%
23	Newark, NJ	\$65	\$175	63%
24	Charlotte, NC	\$103	\$175	41%
25	Minneapolis, MN	\$94	\$177	47%
26	San Diego, CA	\$126	\$178	29%
27	Atlanta, GA	\$116	\$167	31%
28	Charleston, SC	\$148	\$168	12%
29	Rochester, MN	\$70	\$166	57%
30	Houston, TX	\$91	\$161	44%
31	Dallas, TX	\$98	\$166	41%
32	Fort Lauderdale, FL	\$100	\$100	0%
33	Anaheim, CA	\$125	\$157	21%
34	Wilmington, DE	\$126	\$166	24%
35	Providence, RI	\$121	\$161	25%
36	Cincinnati, OH	\$88	\$154	43%

# Save on business trips around the world

## Savings on US cities (continued)

RANK	CITY	AIRBNB ADR	HOTEL CHAIN ADR	COST SAVINGS
37	Las Vegas, NV	\$127	\$157	19%
38	Tampa, FL	\$98	\$158	38%
39	Kansas City, MO	\$105	\$147	28%
40	Pittsburgh, PA	\$95	\$153	38%
41	Salt Lake City, UT	\$89	\$155	43%
42	St. Louis, MO	\$93	\$148	37%
43	Cleveland, OH	\$80	\$149	46%
44	Grand Rapids, MI	\$88	\$151	42%
45	Louisville, KY	\$100	\$148	33%
46	Greenville, SC	\$104	\$144	28%
47	Indianapolis, IN	\$100	\$145	31%
48	Milwaukee, WI	\$82	\$146	43%
49	Columbus, OH	\$99	\$142	30%
50	Madison, WI	\$108	\$145	26%
51	Sarasota, FL	\$93	\$148	37%
52	Albany, NY	\$75	\$145	48%
53	Richmond, VA	\$90	\$145	38%
54	Buffalo, NY	\$83	\$144	43%
55	Des Moines, IA	\$93	\$146	36%
56	Memphis, TN	\$95	\$137	31%
57	Raleigh, NC	\$91	\$143	36%
58	Sacramento, CA	\$104	\$141	26%
59	Phoenix, AZ	\$92	\$144	36%
60	Savannah, GA	\$141	\$137	-4%

# Save on business trips around the world

## Savings on US cities (continued)

RANK	CITY	AIRBNB ADR	HOTEL CHAIN ADR	COST SAVINGS
61	Charleston, WV	\$80	\$141	44%
62	Orlando, FL	\$93	\$141	34%
63	Omaha, NE	\$102	\$132	23%
64	San Antonio, TX	\$88	\$88	0%
65	Birmingham, AL	\$73	\$132	45%
66	Harrisburg, PA	\$111	\$139	20%
67	Columbia, SC	\$74	\$135	45%
68	Toledo, OH	\$102	\$131	22%
69	Syracuse, NY	\$73	\$131	44%
70	Knoxville, TN	\$88	\$127	31%
71	Tallahassee, FL	\$92	\$132	31%
72	Greensboro, NC	\$70	\$131	46%
73	Allentown, PA	\$72	\$134	47%
74	Fresno, CA	\$80	\$130	38%
75	Little Rock, AR	\$70	\$128	45%
76	Chattanooga, TN	\$97	\$125	23%
77	El Paso, TX	\$69	\$123	44%
78	Corpus Christi, TX	\$75	\$125	40%
79	Springfield, MO	\$84	\$126	34%
80	Akron, OH	\$64	\$124	49%
81	Jacksonville, FL	\$79	\$125	37%
82	Peoria, IL	\$38	\$126	70%
83	Baton Rouge, LA	\$87	\$124	30%
84	Rochester, NY	\$89	\$123	28%

# Save on business trips around the world

## Savings on US cities (continued)

RANK	CITY	AIRBNB ADR	HOTEL CHAIN ADR	COST SAVINGS
85	Oklahoma City, OK	\$69	\$122	44%
86	Lexington, KY	\$72	\$120	40%
87	Wichita, KS	\$61	\$118	49%
88	Fort Wayne, IN	\$62	\$120	49%
89	Spokane, WA	\$78	\$120	35%
90	Dayton, OH	\$87	\$120	28%
91	Mobile, AL	\$78	\$118	34%
92	Roanoke, VA	\$70	\$117	40%
93	Jackson, MS	\$104	\$119	13%
94	Norfolk, VA	\$84	\$111	24%
95	Tucson, AZ	\$72	\$110	35%
96	Albuquerque, NM	\$70	\$111	37%
97	Tulsa, OK	\$57	\$108	47%
98	Bakersfield, CA	\$66	\$107	39%
99	Biloxi, MS	\$53	\$106	51%
100	Shreveport, LA	\$65	\$103	37%

### Methodology

\*Airbnb price data is from actual business travel reservations by guests on the Airbnb platform. Hotel price data is the blended average daily hotel rates from the [Business Travel News Corporate Travel Index](#). Data compared was for January through November of 2017 and Airbnb data was based on reservations for entire homes consisting of one bedroom and studio listings.

Amounts used in the calculations excluded occupancy taxes and FX/VAT fees. The global savings (49.4%) were calculated on a weighted average of daily rates by number of nights traveled in US and international locations. Because there was a higher volume of international nights booked, the global average reflects more international savings (54.5%) than US (38.6%). Savings are not guaranteed and will depend on the listing actually booked.